
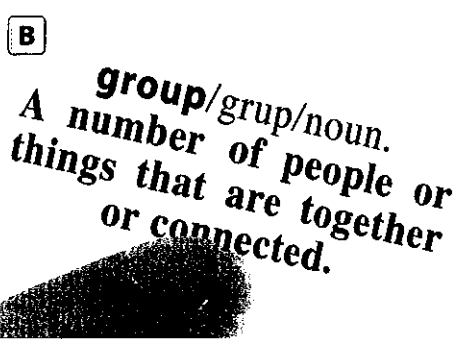




## Learning New Words



A. Look up the word.



B. Read the definition.




C. Translate the word.



D. Check the pronunciation.




E. Copy the word.




F. Draw a picture.

## Working with Your Classmates



G. Discuss a problem.



H. Brainstorm solutions / answers.




I. Work in a group.




J. Help a classmate.


## Working with a Partner




K. Ask a question.



L. Answer a question.



M. Share a book.



N. Dictate a sentence.



## Following Directions

**O**


Read a book

**O. Fill in** the blank.

**P**

5. How much is the book?

- a. \$99.99
- b. \$9.99
- c. \$0.99



**P. Choose** the correct answer.

**Q**

Read the

book

pencil.

**Q. Circle** the answer.

**R**

pen  
pencil  
book  
chalk  
marker

**R. Cross out** the word.

**S**

**Underline** the action.

- 1. Open the book.
- 2. Close the book.
- 3. Give me the book.

**S. Underline** the word.

**T**

- 1. read
- 2. write
- 3. sit

- \_\_\_ a. pencil
- \_\_\_ b. chair
- \_\_\_ c. book

**T. Match** the items.

**U**

**Check the box next to each action.**

- ☒ stand
- ☒ sit
- ☐ pen
- ☐ write
- ☐ paper
- ☐ book

**U. Check** the correct boxes.

**V**

**V. Label** the picture.



book

**W**


- 1. enp    pen
- 2. rappe    paper
- 3. okob    book

**W. Unscramble** the words.

**X**

- 4. Close the book.
- 1. Pick up the book.
- 2. Open the book.
- 3. Read the book.

**X. Put** the sentences in order.



**Y. Take out** a piece of paper.



**Z. Put away** your books.

**Ask your classmates. Share the answers.**


- 1. Do you like to work in a group?
- 2. Do you ever share a book?
- 3. Do you like to answer questions?

**Think about it. Discuss.**

- 1. How can classmates help each other?
- 2. Why is it important to ask questions in class?
- 3. How can students check their pronunciation? Explain.



## Ways to Succeed




A. Set goals.




B. Participate in class.



C. Take notes.




D. Study at home.




E. Pass a test.



F. Ask for help.




G. Make progress.

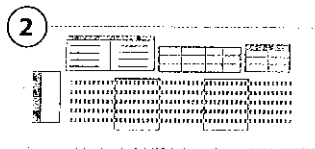


H. Get good grades.


## Taking a Test



1. test booklet



2. answer sheet




3. score

4	A	90%-100%	Outstanding
	B	80%-89%	Very good
	C	70%-79%	Satisfactory
	D	60%-69%	Barely passing
	F	0%-59%	Fail


4. grades




I. Clear off your desk.



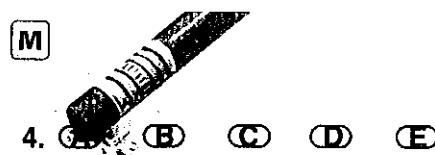
J. Work on your own.




K. Bubble in the answer.



L. Check your work.



M. Erase the mistake.



N. Correct the mistake.



O. Hand in your test.



## Studying

1. Check (✓) the things you do with a pen or pencil. Use your dictionary for help.

### Word List: Studying

Dictionary pages 8-9

- |   |   |   |
|---|---|---|
| <input type="checkbox"/> Read the definition. | <input type="checkbox"/> Share a book.              | <input type="checkbox"/> Circle the answer.         |
| <input type="checkbox"/> Copy the word.       | <input type="checkbox"/> Ask a question.            | <input type="checkbox"/> Match the items.           |
| <input type="checkbox"/> Draw a picture.      | <input type="checkbox"/> Answer a question.         | <input type="checkbox"/> Take out a piece of paper. |
| <input type="checkbox"/> Work in a group.     | <input type="checkbox"/> Fill in the blank.         | <input type="checkbox"/> Put away your books.       |
| <input type="checkbox"/> Help a classmate.    | <input type="checkbox"/> Choose the correct answer. |   |

2. Look at the pictures. Check (✓) the correct sentences.

a.




- ☐ Put away your books.  
☒ Share a book.

b.




- ☐ Ask a question.  
☐ Copy the word.

c.




- ☐ Draw a picture.  
☐ Answer a question.

d.



- ☐ Choose the answer.  
☐ Fill in the blank.

e.



- ☐ Circle the answer.  
☐ Match the items.

f.



- ☐ Read the definition.  
☐ Work in a group.

3. Unscramble the sentences.

a. definition. the Read

Read the definition.

b. your away Put books.

c. classmate. Help a

d. out a paper. piece Take of

e. blank. in the Fill

#### 4. Take the test.



South City  
Adult School

#### Midterm Test

##### A. Circle the correct words.

1. Help a classmate / picture.
2. Read the blank / definition.
3. Choose the correct answer / piece of paper.

##### B. Copy the words.

1. share \_\_\_\_\_
2. choose \_\_\_\_\_
3. ask \_\_\_\_\_
4. answer \_\_\_\_\_

##### C. Match the words.

- |                   |                |
|-------------------|----------------|
| _____ a. Draw     | 1. the blank.  |
| _____ b. Fill in  | 2. in a group. |
| _____ c. Put away | 3. a picture.  |
| _____ d. Work     | 4. your books. |

##### D. Read the story. Circle the words from the Word List on page 8.

I like my English class very much. Every day I work in a group. I share a book with my classmate. We read stories and answer questions together. Then we put away our books and speak English.

##### 5. What about you? Answer the questions. Write Yes, I do or No, I don't.

- a. Do you like to work in a group? \_\_\_\_\_
- b. Do you share a book every day? \_\_\_\_\_
- c. Do you ask many questions in class? \_\_\_\_\_
- d. Do you like to draw pictures? \_\_\_\_\_



## 1. Look in your dictionary. True or False? Correct the underlined words in the false sentences.

- a. Picture D: The student is studying in school <sup>at home</sup> false
- b. Picture E and Number 4: The student's test grade (78%) is C \_\_\_\_\_
- c. Picture G and Number 4: The student's test grade (96%) is B \_\_\_\_\_
- d. Picture J: The student is working in a group \_\_\_\_\_


## 2. Match.

- |                          |  |
|--------------------------|--|
| <u>3</u> a. set a goal   | 1. "Oh. That's not right. The answer is 4c."   |
| ___ b. hand in a test    | 2. "Last time I got a C. This time I got a B!" |
| ___ c. make progress     | 3. "I want to read the newspaper in English."  |
| ___ d. correct a mistake | 4. "Here you are, Mr. Smith."                  |

## 3. Complete the paragraph. Use the words in the box.

asked	bubbled in	checked	corrected	got	handed in
participated	<del>passed</del>	set	studied	took	

Carlos is a student. He passed his first test, but his  
 a.  
 grade was only a D. Carlos \_\_\_\_\_ a goal: He wanted  
 b.  
 to get better grades. Before his next test, he \_\_\_\_\_  
 c.  
 at home for several days, and he \_\_\_\_\_ for help in  
 d.  
 class when he didn't understand something. He also  
 \_\_\_\_\_ better notes and \_\_\_\_\_ more  
 e. f.  
 in class discussions. During the test, Carlos carefully \_\_\_\_\_ the answers with his  
 g.  
 pencil. Then, before he \_\_\_\_\_ his answer sheet to the teacher,  
 h.  
 he \_\_\_\_\_ his answers and \_\_\_\_\_ one or two mistakes. Yesterday  
 i. j.  
 Carlos got his test back. He \_\_\_\_\_ a good grade—a B! Carlos was happy.  
 k.



**Challenge** Make a list of ways to succeed in school. Compare your list with a classmate's list.



3. Circle the words to complete the article.

**There are many different ways to learn. Here are just a few.**

**\* "Word-smart"**

students like to dictate / read books and copy / cross out information  
a. b.  
in their notebooks.

**\* "Picture-smart"**

students like to check / draw pictures. They also find it helpful to  
c.  
ask / copy new words.  
d.

**\* "People-smart"**

students love to ask / work with a partner or in a group. They like to  
e.  
brainstorm / translate solutions. They often help / share their classmates.  
f. g.

**\* "Feelings-smart"**

students like to discuss / translate problems and put away / share their  
h. i.  
feelings with their classmates.

**In which ways are you smart? Find your style, and make learning fun!**

4. What about you? What helps you learn? For each activity, check (✓) the column that describes your learning style.

	Word-smart	Picture-smart	People-smart	Feelings-smart
--	------------	---------------	--------------	----------------

Looking up words

Copying words

Translating words

Helping classmates

Asking questions

Reading definitions

Discussing problems

Dictating sentences

Working in groups

Drawing pictures

Other: \_\_\_\_\_

**Challenge** Interview someone about his or her learning style. Use the ideas in the questionnaire. Write a paragraph about what you learn.



1. Look in your dictionary. What are the students using to ... ?  
Check (✓) the correct box or boxes.

	Textbook	Dictionary	Notebook
a. check pronunciation	<input type="checkbox"/>	<input checked="" type="checkbox"/>	<input type="checkbox"/>
b. copy a word	<input type="checkbox"/>	<input type="checkbox"/>	<input type="checkbox"/>
c. draw a picture	<input type="checkbox"/>	<input type="checkbox"/>	<input type="checkbox"/>
d. look up a word	<input type="checkbox"/>	<input type="checkbox"/>	<input type="checkbox"/>
e. share a book	<input type="checkbox"/>	<input type="checkbox"/>	<input type="checkbox"/>

2. Fill in the blanks to complete the instructions for the test. Then take the test.

## Review Test



- Circle the words to complete the questions.
  - What / Who is your name?
  - When / Where do you live?
- \_\_\_\_\_ the word that does not belong.
 

a. coach	principal	<del>marker</del>	teacher
b. pen	chalk	computer	pencil
- \_\_\_\_\_ the words.
 

<u>3</u> a. Check	1. a sentence.
_____ b. Help	2. a classmate.
_____ c. Dictate	3. the pronunciation.
- \_\_\_\_\_ the blanks.  
Put away your books and \_\_\_\_\_ a piece of paper.
 

a. _____	b. _____
----------	----------
- \_\_\_\_\_ the words.
 

a. n a t r s t a l e <u>translate</u>	b. s c u d s i s _____
---------------------------------------	------------------------
- \_\_\_\_\_ the pictures.
 

 a. <u>pencil</u>	 b. _____
---	--









1. Check (✓) the words you know. Look in your dictionary. Find the words you don't know.

## Word List: Succeeding in School

Dictionary page 10

- |   |  |   |
|---|--|---|
| <input type="checkbox"/> Set goals.     | <input type="checkbox"/> Ask for help.         | <input type="checkbox"/> Correct the mistake. |
| <input type="checkbox"/> Take notes.    | <input type="checkbox"/> Bubble in the answer. | <input type="checkbox"/> test booklet         |
| <input type="checkbox"/> Study at home. | <input type="checkbox"/> Check your work.      | <input type="checkbox"/> answer sheet         |

2. Look at the pictures. Put the sentences in order (1-6).



- |  |                            |
|--|----------------------------|
| ___ Open your test booklet.              | ___ Ask for help.          |
| ___ Write your name on the answer sheet. | ___ Study at home.         |
| ___ Check your work.                     | ___ Bubble in the answers. |

3. Complete the story. Use the words in the box.

help      home      ~~notes~~      set      check      correct

- a. I take notes in English class every day.  
 b. Sometimes I ask my teacher for \_\_\_\_\_.  
 c. I study at \_\_\_\_\_ in the evening.  
 d. I always \_\_\_\_\_ my work.  
 e. Then I \_\_\_\_\_ the mistakes.  
 f. I like to \_\_\_\_\_ goals. They help me study.

